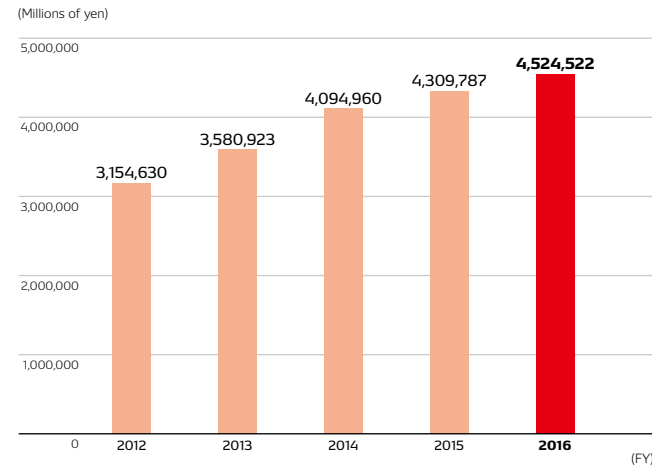


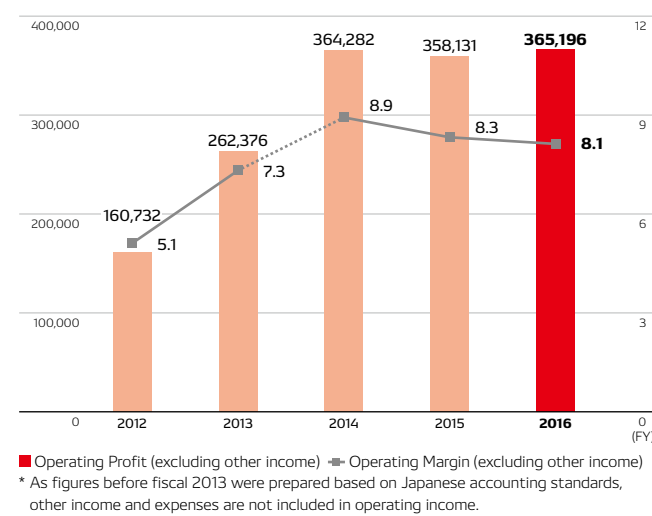
Corporate Data

Facts & Figures

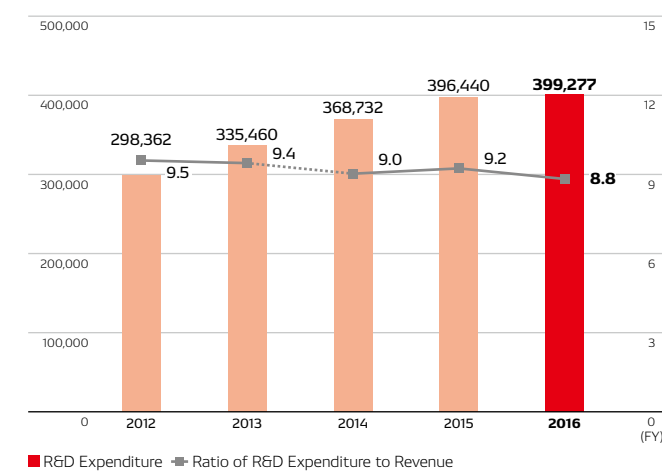
Revenue



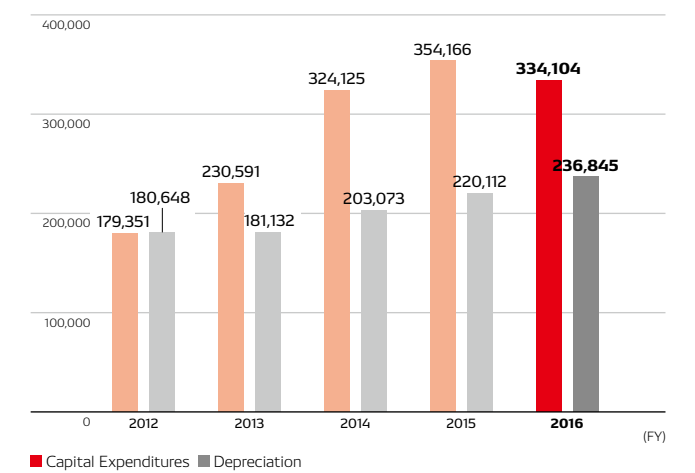
Operating Profit / Operating Margin (excluding other income)*



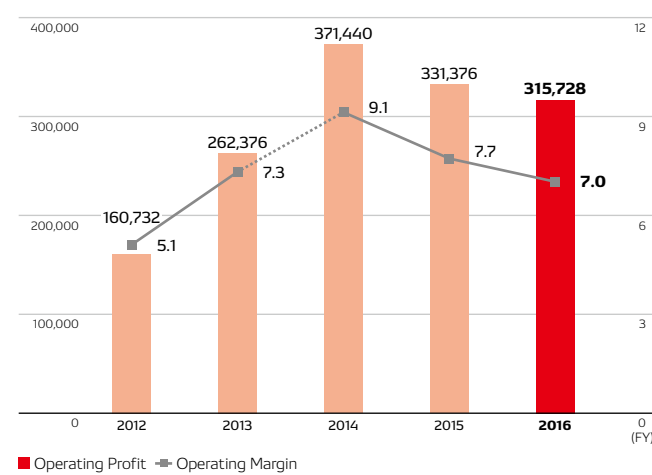
R&D Expenditure / Ratio of R&D Expenditure to Revenue



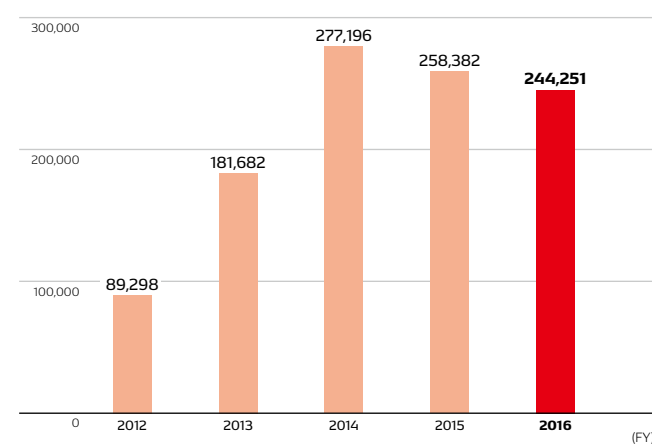
Capital Expenditures / Depreciation



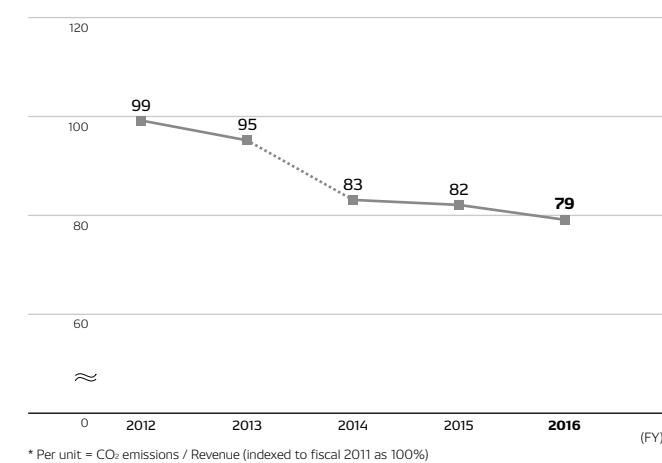
Operating Profit / Operating Margin



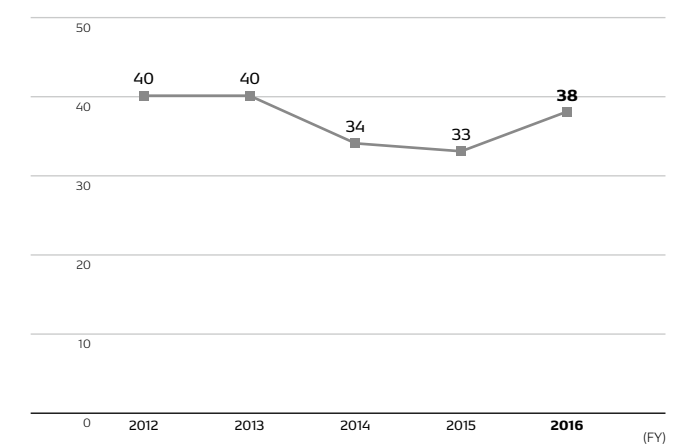
Profit Attributable to Owners of the Parent Company



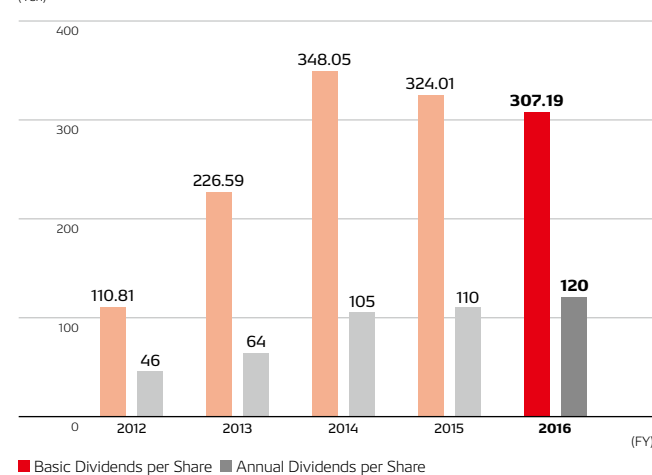
CO₂ Emissions per Unit*



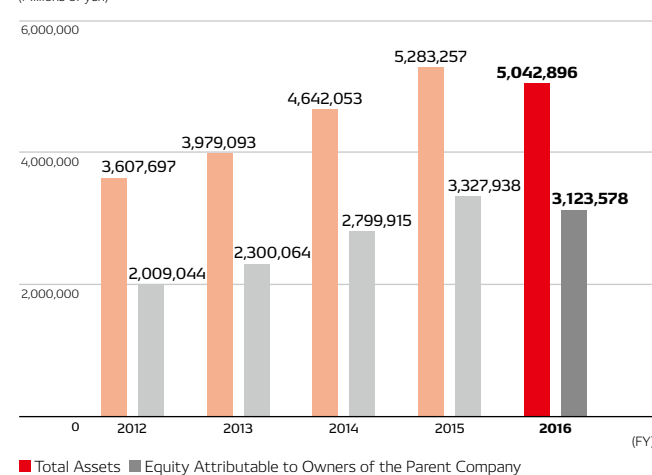
In-house Power Generation Ratio



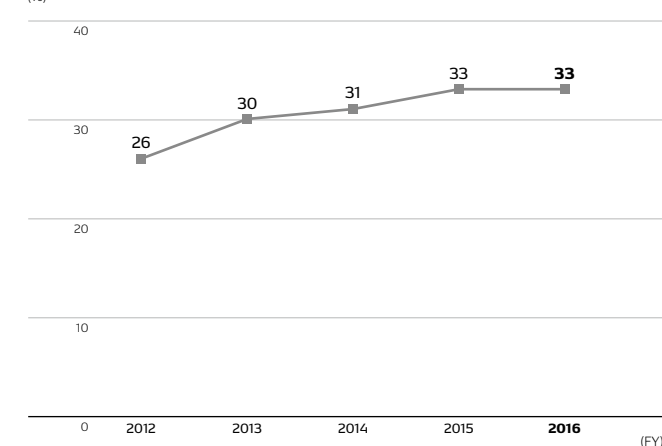
Basic Dividends per Share / Annual Dividends per Share



Total Assets / Equity Attributable to Owners of the Parent Company



Ratio of Local Employees in Leadership Roles at Bases



From fiscal 2014, the financial statements have been prepared based on International Financial Reporting Standards (IFRS). (Japanese accounting standards were employed up to and including fiscal 2013.)



Please find more details on financial information via the link below.
https://www.denso.com/global/en/investors/library/annual_report/documents/2016_annual_report.pdf

Company Overview

(As of March 31, 2016)

Company Name	DENSO CORPORATION
Established	December 16, 1949
Capital	¥187.4 billion
Head Office	1-1, Showa-cho, Kariya, Aichi 448-8661, Japan
Employees	Consolidated basis: 151,775 Non-consolidated basis: 38,490
Consolidated Subsidiaries	188 (Japan 62, North America 28, Europe 34, Asia 58, South America/Others 6)
Companies Accounted for by the Equity Method	36 (Japan 13, North America 4, Europe 4, Asia 13, South America/Others 2)
Fiscal Year	From April 1 to March 31
Ordinary General Shareholders’ Meeting	June
Share Trading Unit	100 shares
Number of Shares Issued	884,068,713 shares (including DENSO CORPORATION owning 91,246,018 shares of treasury stock)
Number of Shareholders	59,829 (including DENSO CORPORATION owning treasury stock)
Securities Identification Code	6902
Stock Exchange Listings	Tokyo, Nagoya

Regional Headquarters

The Americas

DENSO INTERNATIONAL AMERICA, INC.
24777 Denso Drive, P.O. Box 5047,
Southfield, Michigan 48086-5047, U.S.A.
Tel: +1-248-350-7500
http://www.densocorp-na.com

Europe

DENSO EUROPE B.V.
Hogeweyselaan 165, 1382 JL Weesp, The Netherlands
Tel: +31-294-493493
Fax: +31-294-417122
http://denso-europe.com

Asia

DENSO INTERNATIONAL ASIA CO., LTD.
888 Moo 1, Bangna-Trad Km. 27.5, Tambol Bangbo,
Amphur Bangbo, Samutprakarn 10560, Thailand
Tel: +66-2-315-9500
Fax: +66-2-315-9559
http://www.denso.co.th

DENSO INTERNATIONAL ASIA PTE., LTD.

51 Science Park Road, #01-19 The Aries,
Science Park II, Singapore 117586
Tel: +65-67768268
Fax: +65-67768698
http://www.denso.com.sg

China

DENSO (CHINA) INVESTMENT CO., LTD.
Room No. 518, The Beijing Fortune Building,
No. 5 Dong San Huan Bei-Lu, Chaoyang District,
Beijing 100004, China
Tel: +86-10-6590-8337
Fax: +86-10-5758-2781
http://www.denso.com.cn

Stock Information

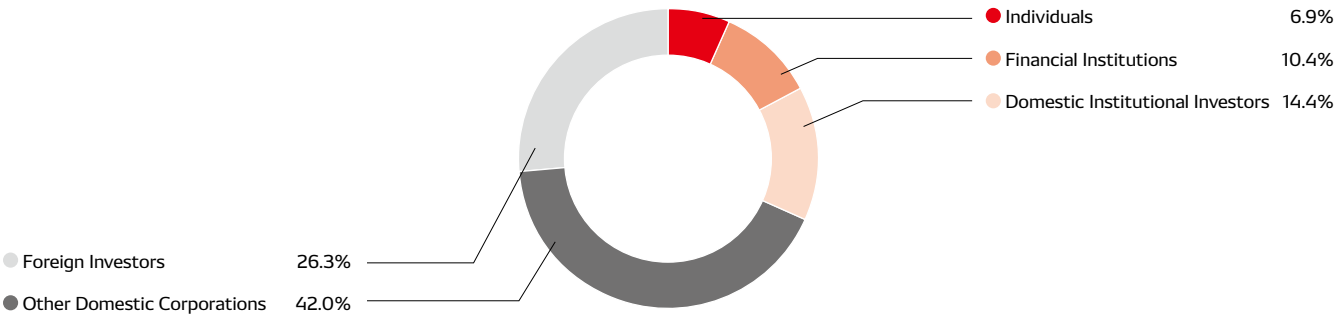
(As of March 31, 2016)

Principal Shareholders (Leading 10 Principal Shareholders)

	Number of shares held (thousands)	Voting share ratio (%)
Toyota Motor Corporation	196,690	24.82
Toyota Industries Corporation	69,373	8.75
The Master Trust Bank of Japan, Ltd. (Trust Account)	33,516	4.22
Towa Real Estate Co., Ltd.	33,309	4.20
Japan Trustee Services Bank, Ltd. (Trust Account)	26,863	3.38
Nippon Life Insurance Company	21,645	2.73
Aisin Seiki Co., Ltd.	12,518	1.57
DENSO Employees’ Shareholding Association	1 1,902	1.50
Mitsui Sumitomo Insurance Co., Ltd.	10,604	1.33
STATE STREET BANK AND TRUST COMPANY	9,691	1.22

Note: The above table excludes 91,246 thousand shares of treasury stock held by DENSO Corporation.

Breakdown of Shareholders



Stock Price Range and Trading Volume (Tokyo Stock Exchange)

